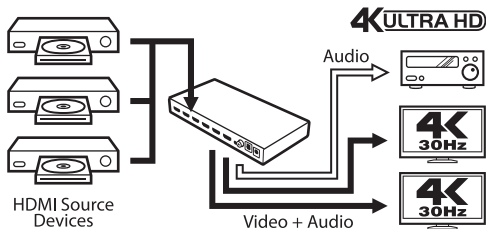


Package Contents

- 1pc 4x2 HDMI Matrix Switch
- 1pc 240v Mains Power Pack (AU)
- 1pc Remote Control
- 1pc User Guide

Specifications

Video Input Signal	HDMI v1.4b 0.5-1.0 volts p-p
Video Output Signal	HDMI v1.4b with HDCP 1.4
Amplifier Bandwidth	10.2 Gbps (340Mhz)
Audio Format Support	5.1 LPCM, Dolby True-HD, DTS-HD
Standard Resolutions	480i - 1080p / 24Hz to 60Hz
Ultra HD Resolutions	3840x2160 / 30Hz (4:2:2)
3D Resolutions	Up to 1080p / 24Hz Blu-ray 3D
Operating Temperature	0°C to 70°C
Operating Humidity	10 to 85% RH (no condensation)
Power Consumption	5V \approx 2A input / 8W max use
Dimensions & Weight	190 x 92 x 22.2mm, 450g



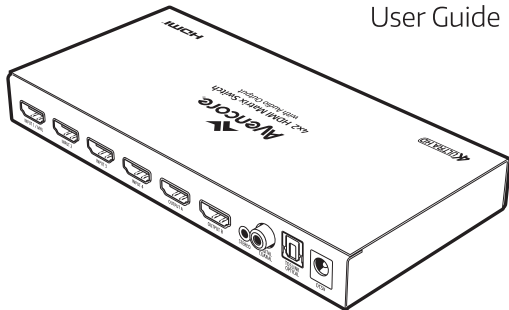
WWW.AVENCORE.COM.AU

Please retain this manual for future reference

Halon SERIES

4x2 HDMI™ Matrix Switch with Audio Output

AVC-HA142
User Guide



Avencore®

Better cables. Smarter gadgets.

4x2 HDMI 4K Matrix Switch

△ Safety Information

- **Safety** - Risk of electric shock. No user-repairable parts inside. Do not open or modify.
- **Environment** - Do not operate the device in direct sunlight, dusty environments, or in wet, raining or damp conditions. Designed for indoor use only.

Basic Operation

Connecting Power

1. Connect the included Power cable to an available 240v Mains Socket power outlet
2. Connect the Power cable to the HDMI Matrix. **D**

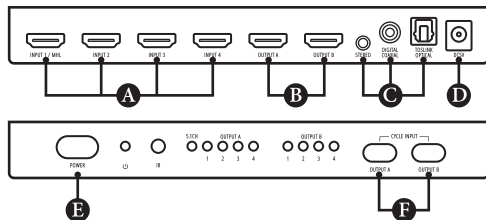
Connecting Devices

1. Connect Source devices to the INPUT sockets. **A**
2. Connect a Display device to each of the OUTPUT sockets using quality HDMI cables. **B**
3. Optional: Connect an audio receiver or speaker system to the available audio outputs. **C**
4. Optional: Input 1 supports MHL source devices.

Note: Insert and remove cables with care.

If the Matrix receives a 5.1 channel audio signal and the output is set to 2.1, all audio outputs will be 2.1 channel. Stereo output is disabled in 5.1 mode.

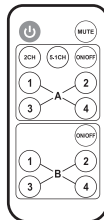
Note: Please ensure your connected audio receiver devices support the selected output format



Operation

1. Cycle inputs with the built-in buttons or select one with the remote control.
2. Any active input can be directed to one output or both outputs at once.
3. Select between Stereo or Multi-channel audio, or mute audio output via the remote control.

Note: Wait 1 second between input selection operations.



Features

- HDMI v1.4b with HDCP 1.4 support
- Supports Full HD 1080p @ 60Hz & Blu-ray 3D
- Supports Ultra HD 4K@30Hz up to 4:2:2
- 10.2 Gbit/s total bandwidth (340Mhz)
- HDMI Signal boosting for maximum performance
- Supports LPCM, Dolby True-HD and DTS-HD
- Asymmetrical switching and splitting
- 5.1 Switch: 2CH or 5.1CH Selection